





# PROBLEM SOLVING GUIDE

## Sealers and Sealer Residue

Including, but not limited to Penetrating, Enhancing and Coating Sealers.



OPTIONS	STEPS
  <b>COVERAGE</b> 75 TO 2,000 SQ. FT. PER GALLON	<ol style="list-style-type: none"><li>1. SWEEP OR VACUUM SURFACE TO BE CLEANED TO REMOVE ANY LOOSE CONTAMINANTS</li><li>2. APPLY <b>SEALER REMOVER</b> USING A SPONGAUSA™ SPONGE OR A MOP, PAINT-PAD APPLICATOR, PAINT ROLLER, OR BRUSH. <b>EXPERT TIP:</b> WHEN USING <b>SEALER REMOVER</b> ON LARGE PROJECTS, DIVIDE WORKING AREA INTO MANAGEABLE SECTIONS OF APPROX. 25 SQ. FT.</li><li>3. ALLOW <b>SEALER REMOVER</b> TO DWELL FOR UP TO 1 HOUR. KEEP WET BY ADDING ADDITIONAL <b>SEALER REMOVER</b>.</li><li>4. AGITATE WITH A PRIMO TOOLS™ WHITE NYLON SCRUB PAD OR OTHER COMPARABLE NON-MARRING SCRUBBING TOOL UNTIL ACHIEVE DESIRED RESULTS. <b>EXPERT TIP:</b> HIGH-PRESSURE (1000 – 3000PSI) SPRAYERS ARE HIGHLY EFFECTIVE AT ACHIEVING DESIRED RESULTS WHEN USED IN CONJUNCTION WITH <b>SEALER REMOVER</b>.</li><li>5. WIPE SURFACE COMPLETELY DRY USING A CLEAN, DRY, WHITE COTTON TOWEL OR MICRO-FIBER TOWEL.</li><li>6. IF SURFACE IS TO BE SEALED, ALLOW 24 HOURS DRYING TIME PRIOR TO APPLYING A HIGH QUALITY OMNI SEALER. <b>EXPERT TIP:</b> <b>SEALER REMOVER</b> MAY DAMAGE SYNTHETIC TILE OR OTHER SOLVENT SENSITIVE SURFACES.</li></ol>
  <b>COVERAGE</b> 200 TO 2,000 SQ. FT. PER GALLON	<ol style="list-style-type: none"><li>1. SHAKE WELL BEFORE EACH USE.</li><li>2. SWEEP OR VACUUM SURFACE TO BE CLEANED TO REMOVE ANY LOOSE CONTAMINANTS.</li><li>3. APPLY <b>ELITE CLEANER</b> LIBERALLY ON SURFACE TO BE CLEANED DIRECTLY FROM BOTTLE OR WITH A SPONGAUSA™ SPONGE, OR A BRUSH OR SCRUB MACHINE.</li><li>4. ALLOW <b>ELITE CLEANER</b> TO DWELL ON SURFACE FOR UP TO 5 MINUTES.</li><li>5. AGITATE WITH A PRIMO TOOLS™ WHITE NYLON SCRUB PAD, OR A BRUSH OR OTHER COMPARABLE NON-MARRING SCRUBBING TOOL UNTIL CONTAMINATE OR STAIN IS REMOVED.</li><li>6. THOROUGHLY RINSE SURFACE WITH WATER. A WET/DRY VACUUM MAY ALSO BE USED. <b>EXPERT TIP:</b> HIGH-PRESSURE (1000–3000 PSI) SPRAYERS ARE HIGHLY EFFECTIVE AT RINSING AWAY CONTAMINATES AND STAINS WHEN USED IN CONJUNCTION WITH <b>ELITE CLEANER</b>.</li><li>7. WIPE SURFACE COMPLETELY DRY USING A CLEAN, DRY, WHITE COTTON OR MICRO-FIBER TOWEL.</li><li>8. IF SURFACE IS TO BE SEALED, ALLOW 24 HOURS DRYING TIME PRIOR TO APPLYING A HIGH QUALITY OMNI SEALER.</li></ol>

Technical Support: 949-709-5270 Mon thru Fri 6:00am PT to 4:00pm PT and/or E-mail [TechSupport@OMNI-Sealers.com](mailto:TechSupport@OMNI-Sealers.com).

Problem Solving Guide is a general recommendation. Actual results may vary. Read product directions thoroughly before use.  
**ALWAYS TEST IN A SMALL INCONSPICUOUS AREA.**